



SCOTTISH
FIRE AND RESCUE SERVICE
Working together for a safer Scotland

Dumfries & Galloway

Wigtownshire Area Committee
Population (based on SNS mid-year estimates 2011) = 27810
Dwellings (based on SNS mid-year estimates 2011) = 14319

SNS - Scottish Neighbourhood Statistics

DISCLAIMER

The figures included in this report are provisional and subject to change as a result of quality assurance and review. The statistics quoted are internal management information published in the interests of transparency and openness.

The Scottish government publishes Official Statistics each year which allow for comparisons to be made over longer periods of time.

Please ensure any external partners in receipt of these reports are aware

**Working together
for a safer Scotland**

Dumfries 
& Galloway

ID	Key Performance Indicator (KPI)	Pg
1b	All deliberate primary fires	3
1c	All deliberate secondary fires	4
2bi	All accidental dwelling fires	5
2bii	All accidental other building fires	6
3ai	All fatal fire casualties	7
3aii	Non-fatal fire casualties (excl. precautionary checkups)	8
5a	Special Service - RTCs	9
5e	Special Service - fatal & non-fatal casualties	10
10c	False Alarm - Malicious	11
10d	False Alarm - Equipment failure	12

Commentary

1. Purpose of Report

1.1 The purpose of this report is to provide members of Wigtownshire Area Committee with an update in respect of Scottish Fire and Rescue activity within the Wigtownshire Area of Dumfries and Galloway and how this activity measured against agreed priorities for the period 2016-17.

2. Background

2.1 On the 1st April 2013, the eight former Fire & Rescue Services within Scotland merged to form a new single Fire & Rescue Service. A key requirement of the new legislation encompassing the single Service is the production of a Local Area Plan aligned to Local Authority boundaries (subject to the approval of the Local Authority) and to provide periodical reports as to progress against the 'Key Priorities' within the Plan.

3. Review of Performance 2016-17

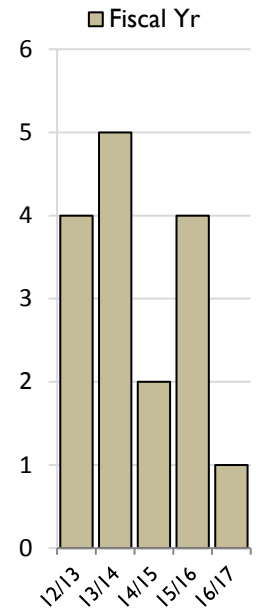
3.1 The current reiteration of the Local Area Plan for Dumfries and Galloway contains seven Key Priorities and are summarised as;

- Local Risk Management and Preparedness
- Reduction of Dwelling Fires
- Reduction of Fire Casualties and Fatalities
- Reduction of Deliberate Fire Setting
- Reduction of Fires in Non-Domestic Properties
- Reduction in Road Traffic Collisions
- Reduction of Unwanted Fire Signals

3.2 From these seven Key Priorities, performance indicators were devised and incorporated into the Local Area Plan. A summary of this report with associated activity levels and comments for each of the performance indicator areas is included within this report.

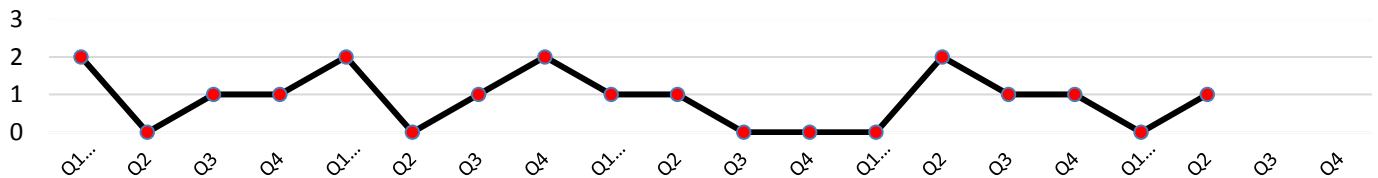
All deliberate primary fires

Month/Year	2012/13	2013/14	2014/15	2015/16	2016/17
April	0	1	0	0	0
May	1	1	0	0	0
June	1	0	1	0	0
July	0	0	0	0	0
August	0	0	1	1	0
September	0	0	0	1	1
October	1	0	0	0	#N/A
November	0	1	0	1	#N/A
December	0	0	0	0	#N/A
January	1	2	0	0	#N/A
February	0	0	0	0	#N/A
March	0	0	0	1	#N/A
Fiscal Yr	4	5	2	4	1



Month/Year	2012/13	2013/14	2014/15	2015/16	2016/17
Fiscal Yr	4	5	2	4	1

Qtr/Year	2012/13	2013/14	2014/15	2015/16	2016/17
Quarter 1	2	2	1	0	0
Quarter 2	0	0	1	2	1
Quarter 3	1	1	0	1	#N/A
Quarter 4	1	2	0	1	#N/A



Commentary

Deliberate Primary Fires remain a key priority for the Scottish Fire and Rescue Service in Dumfries & Galloway. These deliberate fires cause extensive damage to domestic and commercial property as well as to vehicles and street furniture.

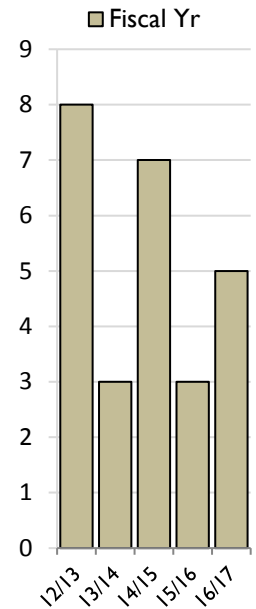
There has been a 50% reduction in these types of incidents in the Wigtownshire area, compared to the same period last year, which can be attributed to our continued work with our partners relating to antisocial behaviour.

We have worked closely with Police Scotland and Criminal Justice on joint programmes to help identify individuals with issues and tailor our actions, as we are mindful that one solution does not fit all cases.

We will continue to build on the established links we have with key partners in Police Scotland, Criminal Justice schools, named persons and Children Social Services, to help identify offenders early and to develop robust targeted responses. This includes continuing with our successful Fire Setter's Intervention activities which we carry out in collaboration with Police Scotland and other key agencies.

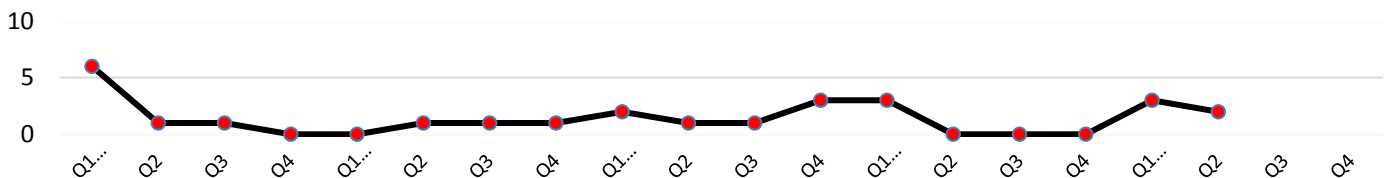
All deliberate secondary fires

Month/Year	2012/13	2013/14	2014/15	2015/16	2016/17
April	3	0	0	0	1
May	2	0	0	0	0
June	1	0	2	3	2
July	0	0	0	0	1
August	1	0	0	0	1
September	0	1	1	0	0
October	0	1	1	0	#N/A
November	1	0	0	0	#N/A
December	0	0	0	0	#N/A
January	0	0	0	0	#N/A
February	0	0	0	0	#N/A
March	0	1	3	0	#N/A
Fiscal Yr	8	3	7	3	5



Month/Year	2012/13	2013/14	2014/15	2015/16	2016/17
Fiscal Yr	8	3	7	3	5

Qtr/Year	2012/13	2013/14	2014/15	2015/16	2016/17
Quarter 1	6	0	2	3	3
Quarter 2	1	1	1	0	2
Quarter 3	1	1	1	0	#N/A
Quarter 4	0	1	3	0	#N/A



Commentary

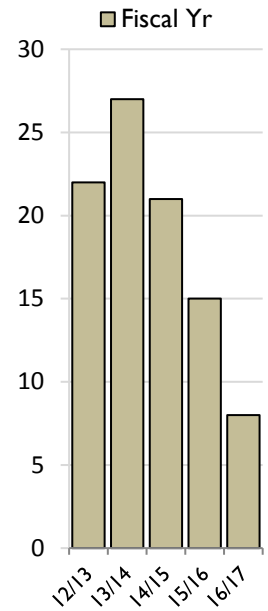
A secondary fire is normally a smaller fire and would never involve a casualty nor require more than four fire appliances to deal with; it includes fires in refuse, grass and other fires out in the open.

There has been a small rise in deliberate secondary fires during this reporting period, when compared to last year which can be attributed to mostly burning of woodlands and crops for agricultural purposes. Conscientious members of the public report these fires unaware that they are often under the supervision of land owners. The Scottish Fire and Rescue Service make an attendance at these types of incidents to determine if they are adequately controlled and do not pose a wider risk.

This is being addressed by working closer with the Rural Community through the Agricultural Shows, the Rural Crime Partnership and a new group that has been established called The Rural Crime and Fire Safety Group. The aim of this group is for the Scottish Fire and Rescue Service and Police Scotland to work with the rural community in prevention and education and it is led by the West of Scotland representative of the NFU. The group got underway by holding a prevention event in October in Borgue, the next event is scheduled to be held in the first quarter of 2017 in the Wigtownshire Area.

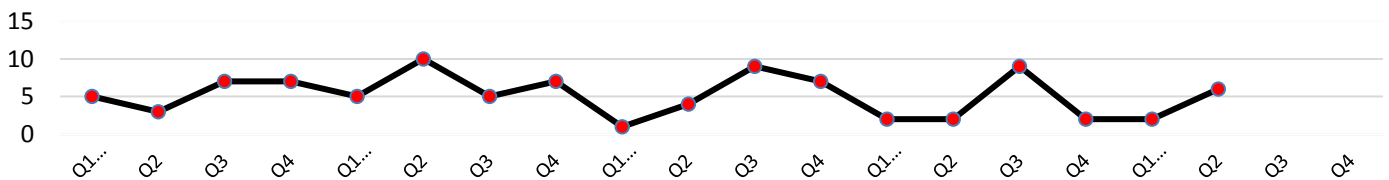
All accidental dwelling fires

Month/Year	2012/13	2013/14	2014/15	2015/16	2016/17	
April	1	1	1	0	2	
May	3	1	0	2	0	
June	1	3	0	0	0	
July	1	4	0	1	2	
August	1	4	0	0	1	
September	1	2	4	1	3	
October	1	0	3	4	#N/A	
November	4	3	2	3	#N/A	
December	2	2	4	2	#N/A	
January	4	4	4	1	#N/A	
February	0	1	2	0	#N/A	
March	3	2	1	1	#N/A	
Fiscal Yr	22	27	21	15	8	



Month/Year	2012/13	2013/14	2014/15	2015/16	2016/17
Fiscal Yr	22	27	21	15	8

Qtr/Year	2012/13	2013/14	2014/15	2015/16	2016/17	
Quarter 1	5	5	1	2	2	
Quarter 2	3	10	4	2	6	
Quarter 3	7	5	9	9	#N/A	
Quarter 4	7	7	7	2	#N/A	



Commentary

Accidental dwelling fires have seen an increase from last year's figures, however 2015/16 saw an exceptionally low number of these types of incidents. The majority of incidents can be attributed to leaving cooking appliances unattended.

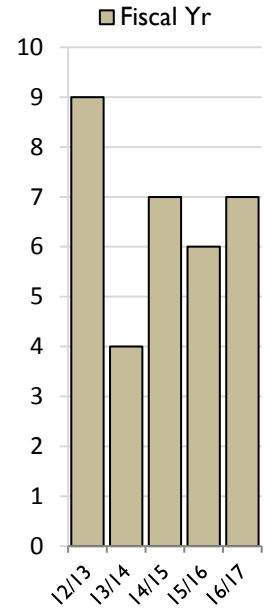
The Scottish Fire and Rescue Service continues with targeted response and community advice to the most vulnerable households in Wigtownshire through our Post Domestic Incident Response (PDIR) process, where we have put particular emphasis on .

This, along with other mechanisms, has helped us generate a large number of referrals and enabled us to carry out a total of 176 Home Fire Safety Visits across Wigtownshire during this reporting period. We also continue with our successful schools education programmes and youth engagement schemes. A total of 14 schools were visited in Wigtownshire in the last six months with 162 pupils receiving Fire Safety education, and Operation Safety was delivered at Stair Park in June, which reached approximately 600 local children.

Our adult and elderly demographic have also been targeted through partnership working with Sensory Loss. As part of a joint initiative, firefighters are being given Deaf Awareness Training to help support those people in Wigtownshire with significant age related hearing loss.

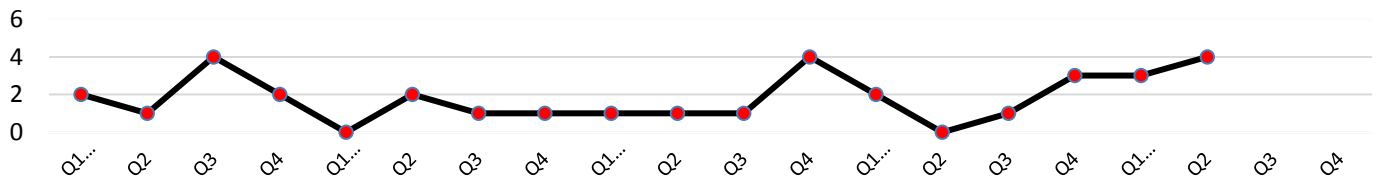
All accidental other building fires

Month/Year	2012/13	2013/14	2014/15	2015/16	2016/17
April	0	0	1	1	0
May	2	0	0	1	0
June	0	0	0	0	3
July	0	1	1	0	1
August	0	0	0	0	2
September	1	1	0	0	1
October	1	1	1	1	#N/A
November	2	0	0	0	#N/A
December	1	0	0	0	#N/A
January	1	0	2	0	#N/A
February	0	1	0	2	#N/A
March	1	0	2	1	#N/A
Fiscal Yr	9	4	7	6	7



Month/Year	2012/13	2013/14	2014/15	2015/16	2016/17
Fiscal Yr	9	4	7	6	7

Qtr/Year	2012/13	2013/14	2014/15	2015/16	2016/17
Quarter 1	2	0	1	2	3
Quarter 2	1	2	1	0	4
Quarter 3	4	1	1	1	#N/A
Quarter 4	2	1	4	3	#N/A



Commentary

Other Accidental Building Fires include industrial and public buildings as well as sheds, garages, and outbuildings.

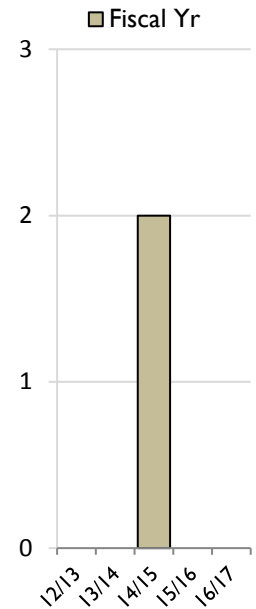
The first six months of 2015/16 shows an increase from last year. However all of these incidents were minor, required minimal intervention and no major damaged was caused. There is no apparent trend relating to these particular incidents.

We will continue to closely monitor this area of activity and take action by raising awareness through our existing schemes. This will include a level of information delivered during Home Fire Safety Visits (HFSV) regarding common causes of fires and prevention methods relating to garages, sheds and other storage areas, as well as giving advice relating to the storage of petrol and high fire loading materials. This will be supported by the Post Domestic Incident Response process which is conducted following any fire at a domestic dwelling and will include calls to sheds and outbuildings.

Our Fire Safety Enforcement Team also ensure industrial and public buildings across our area are subject to a risk based audit programme to ensure they are complying with regulations to minimise the risk of fire and protect life in case of fire. These audits are also carried out after all fires in these types of premises, to review the cause of the fire and implement improvement actions to prevent re occurrence of calls.

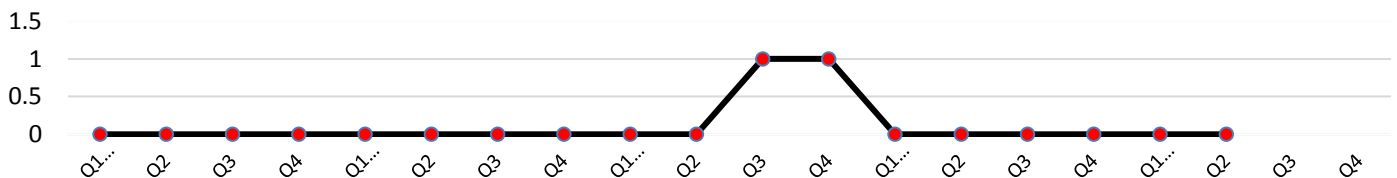
All fatal fire casualties

Month/Year	2012/13	2013/14	2014/15	2015/16	2016/17
April	0	0	0	0	0
May	0	0	0	0	0
June	0	0	0	0	0
July	0	0	0	0	0
August	0	0	0	0	0
September	0	0	0	0	0
October	0	0	0	0	#N/A
November	0	0	1	0	#N/A
December	0	0	0	0	#N/A
January	0	0	1	0	#N/A
February	0	0	0	0	#N/A
March	0	0	0	0	#N/A
Fiscal Yr	0	0	2	0	0



Month/Year	2012/13	2013/14	2014/15	2015/16	2016/17
Fiscal Yr	0	0	2	0	0

Qtr/Year	2012/13	2013/14	2014/15	2015/16	2016/17
Quarter 1	0	0	0	0	0
Quarter 2	0	0	0	0	0
Quarter 3	0	0	1	0	#N/A
Quarter 4	0	0	1	0	#N/A



Commentary

We have had no Fire Fatalities in Wigtownshire during this reporting period, which is a trend we aim to continue by reducing accidental dwelling fires overall.

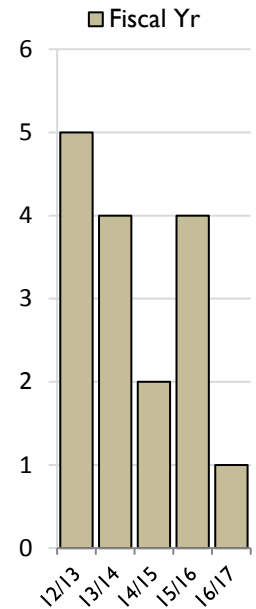
As part of this strategy, the Scottish Fire and Rescue Service continue its targeted response and community advice to the most vulnerable households. A total of 176 Home Fire Safety Visits were conducted across Wigtownshire during this reporting period.

We also continue with our successful schools education programmes and youth engagement schemes as well as targeting our adult and elderly demographic through Fire Safety talks at Day Care Centres across the area and working with partner agencies such as Alzheimer's Scotland to help our personnel better understand how we can help people with Dementia.

We ensure our area risk profile is kept up to date and relevant as well as reconfirming our existing strong partnership links to ensure our actions are focused on those people that need our help the most.

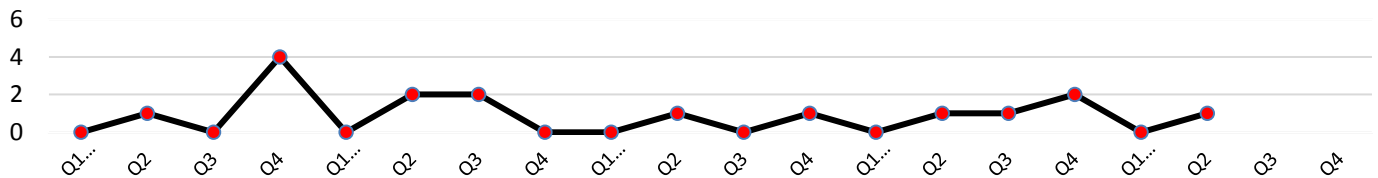
Non-fatal fire casualties (excl. precautionary checkups)

Month/Year	2012/13	2013/14	2014/15	2015/16	2016/17	
April	0	0	0	0	0	
May	0	0	0	0	0	
June	0	0	0	0	0	
July	1	2	0	0	1	
August	0	0	0	0	0	
September	0	0	1	1	0	
October	0	0	0	1	#N/A	
November	0	1	0	0	#N/A	
December	0	1	0	0	#N/A	
January	2	0	1	2	#N/A	
February	0	0	0	0	#N/A	
March	2	0	0	0	#N/A	
Fiscal Yr	5	4	2	4	1	



Month/Year	2012/13	2013/14	2014/15	2015/16	2016/17
Fiscal Yr	5	4	2	4	1

Qtr/Year	2012/13	2013/14	2014/15	2015/16	2016/17	
Quarter 1	0	0	0	0	0	
Quarter 2	1	2	1	1	1	
Quarter 3	0	2	0	1	#N/A	
Quarter 4	4	0	1	2	#N/A	



Commentary

A non-fatal fire casualty can be classed as anybody given treatment following a fire; this may include anything from severe burns to slight smoke inhalation.

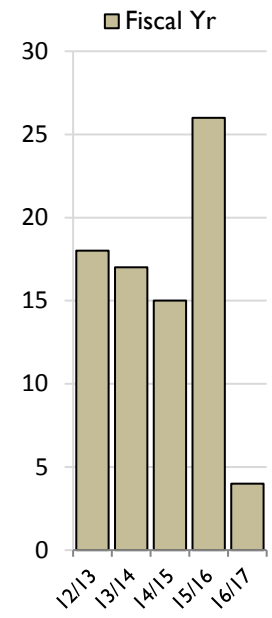
The one incident that occurred in this reporting period involved an 80 year old female who received oxygen therapy and was transported to hospital as a precautionary measure after inhaling smoke when leaving cooking unattended.

The Scottish Fire and Rescue Service in the area have been working with Alzheimer Scotland, developing links with firefighters and support workers to increase understanding and awareness of this increasingly debilitating condition.

We continue to maintain positive relationships with key partners to cover all other elements of fire and in order to give us access to the most vulnerable people in our Communities. This has then been practically implemented by offering free smoke alarms, along with assisting householders to develop Home Escape Plans, emphasising the importance of early detection and evacuation.

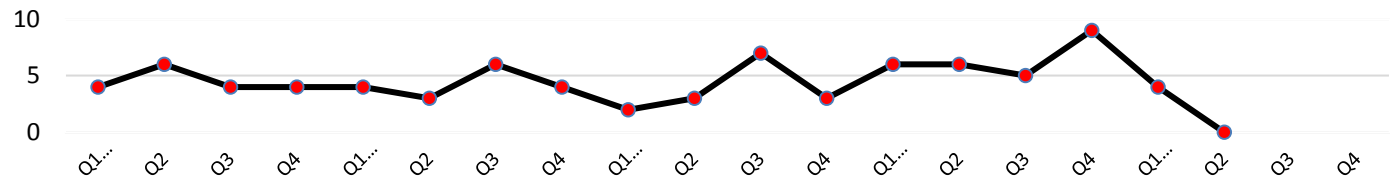
Special Service - RTCs

Month/Year	2012/13	2013/14	2014/15	2015/16	2016/17
April	1	1	1	1	0
May	0	0	0	2	1
June	3	3	1	3	3
July	1	0	1	2	0
August	5	1	1	2	0
September	0	2	1	2	0
October	1	2	3	0	#N/A
November	2	3	2	2	#N/A
December	1	1	2	3	#N/A
January	1	3	2	5	#N/A
February	2	0	1	1	#N/A
March	1	1	0	3	#N/A
Fiscal Yr	18	17	15	26	4



Month/Year	2012/13	2013/14	2014/15	2015/16	2016/17
Fiscal Yr	18	17	15	26	4

Qtr/Year	2012/13	2013/14	2014/15	2015/16	2016/17
Quarter 1	4	4	2	6	4
Quarter 2	6	3	3	6	0
Quarter 3	4	6	7	5	#N/A
Quarter 4	4	4	3	9	#N/A



Commentary

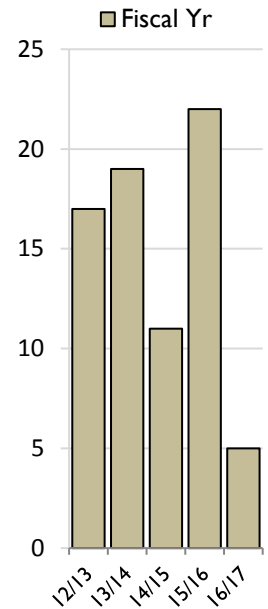
Road Traffic Collisions for the Wigtownshire area have seen a significant decrease when compared to last year's statistics. Further positive news is that all four incidents this reporting period were very minor, where the Scottish Fire and Rescue Service were only required to either make the vehicle safe or wash down the road.

We continue to work with Police Scotland and our Community Safety Team to identify causes and look at the context behind our figures to understand reasons behind localised incidents. However, there has been no significant trends identified this reporting period and incident locations were sporadic.

The Scottish Fire and Rescue Service fully support a number of the key initiatives led by Police Scotland and play a significant role in the Road Safety Partnership. The new Road Safety Partnership Strategy is due to be launched on the 15th December 2016 which will detail the way forward for the next three years.

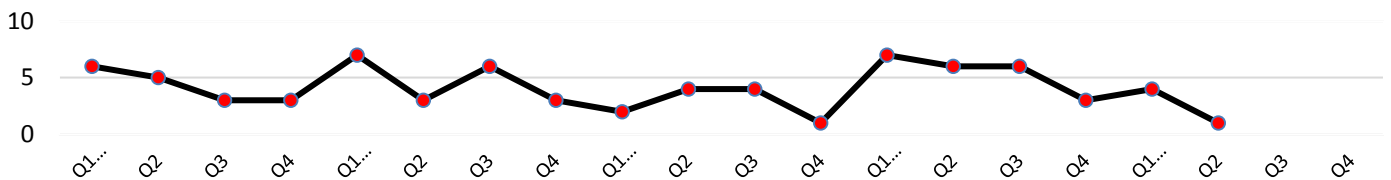
Special Service - fatal & non-fatal casualties

Month/Year	2012/13	2013/14	2014/15	2015/16	2016/17	
April	1	2	1	2	1	
May	1	0	0	3	1	
June	4	5	1	2	2	
July	0	0	1	4	0	
August	5	1	1	1	1	
September	0	2	2	1	0	
October	1	2	4	2	#N/A	
November	1	3	0	2	#N/A	
December	1	1	0	2	#N/A	
January	2	2	1	2	#N/A	
February	0	0	0	0	#N/A	
March	1	1	0	1	#N/A	
Fiscal Yr	17	19	11	22	5	



Month/Year	2012/13	2013/14	2014/15	2015/16	2016/17
Fiscal Yr	17	19	11	22	5

Qtr/Year	2012/13	2013/14	2014/15	2015/16	2016/17	
Quarter 1	6	7	2	7	4	
Quarter 2	5	3	4	6	1	
Quarter 3	3	6	4	6	#N/A	
Quarter 4	3	3	1	3	#N/A	



Commentary

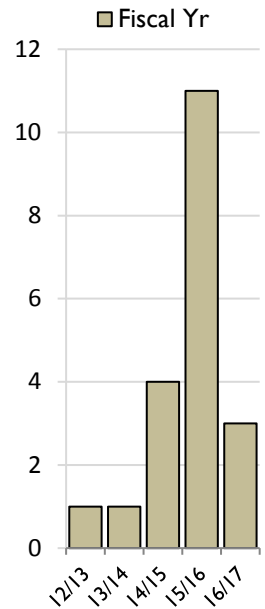
There were no fatal casualties relating to Special Services during this reporting period and non-fatal casualties have also seen a significant decrease from last year. Some of the incidents involved assisting other agencies. An example of this is assisting the ambulance to remove a Bariatric Patient from their residence in order to receive treatment.

The overall drop in casualties can be attributed to a reduction in Road Traffic Collisions since last year and this has had a proportionate effect.

In order to ensure we maintain a reduction in this area we are continuing to deliver road safety education programme to young drivers and our engagement with mature drivers through the Mature Drivers Course and other existing community embedded activity such as Community Safety Days. We will also continue to identify partners who can support and develop packages and tools to promote safer driving in the community. This will be supported by continuing with the road safety education we deliver in schools, and through initiatives like Safe Drive Stay Alive, in order to ensure previous trends do not reappear.

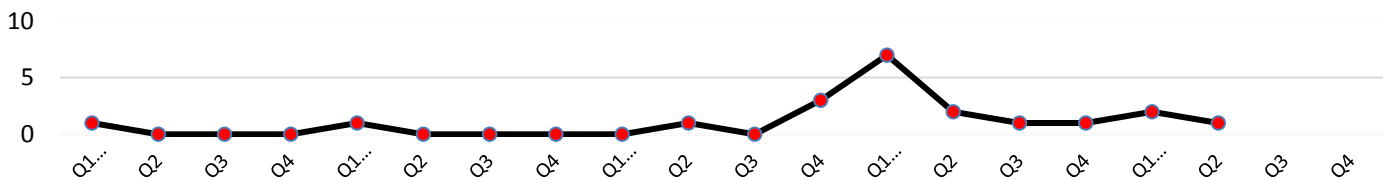
False Alarm - Malicious

Month/Year	2012/13	2013/14	2014/15	2015/16	2016/17
April	0	0	0	0	1
May	0	0	0	1	1
June	1	1	0	6	0
July	0	0	0	1	1
August	0	0	1	0	0
September	0	0	0	1	0
October	0	0	0	1	#N/A
November	0	0	0	0	#N/A
December	0	0	0	0	#N/A
January	0	0	0	0	#N/A
February	0	0	3	0	#N/A
March	0	0	0	1	#N/A
Fiscal Yr	1	1	4	11	3



Month/Year	2012/13	2013/14	2014/15	2015/16	2016/17
Fiscal Yr	1	1	4	11	3

Qtr/Year	2012/13	2013/14	2014/15	2015/16	2016/17
Quarter 1	1	1	0	7	2
Quarter 2	0	0	1	2	1
Quarter 3	0	0	0	1	#N/A
Quarter 4	0	0	3	1	#N/A



Commentary

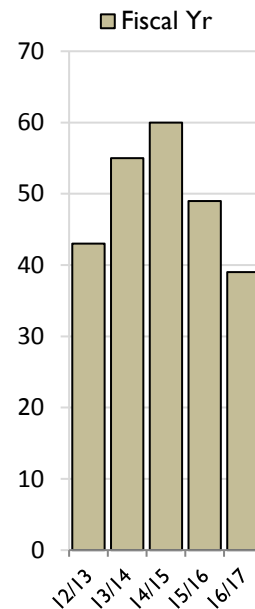
Malicious False Alarms are generally associated with anti-social behaviour and in this case an increase in these types of incidents can be linked directly to a young person with learning difficulties located in the Stranraer area, who is also accountable for a number of deliberate secondary fires.

The only premises to be identified with a repeated issue this reporting period is Douglas Ewart High School. There has previously been malicious alarm calls from this location, however this has been reduced through the work of the school and our local Fire Safety Enforcement Officer and should prevent any future occurrences.

We continue working in partnership with Police Scotland, Criminal Justice, schools, named persons and Children Social Services, to help identify offenders early and to develop robust targeted responses where necessary.

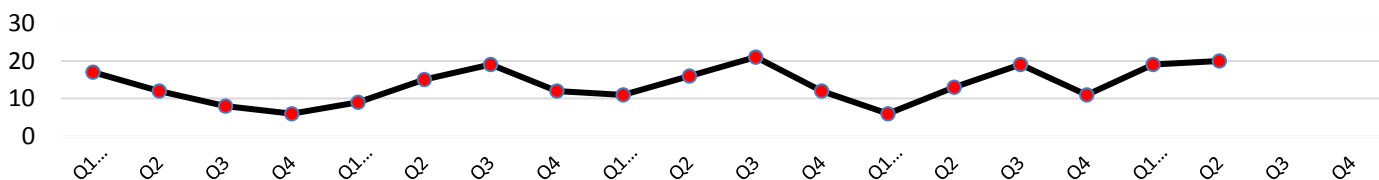
False Alarm - Equipment failure

Month/Year	2012/13	2013/14	2014/15	2015/16	2016/17
April	5	3	3	2	5
May	5	3	2	2	10
June	7	3	6	2	4
July	4	5	8	2	4
August	4	6	4	8	6
September	4	4	4	3	10
October	3	5	6	9	#N/A
November	2	8	6	6	#N/A
December	3	6	9	4	#N/A
January	2	4	4	2	#N/A
February	2	2	3	3	#N/A
March	2	6	5	6	#N/A
Fiscal Yr	43	55	60	49	39



Month/Year	2012/13	2013/14	2014/15	2015/16	2016/17
Fiscal Yr	43	55	60	49	39

Qtr/Year	2012/13	2013/14	2014/15	2015/16	2016/17
Quarter 1	17	9	11	6	19
Quarter 2	12	15	16	13	20
Quarter 3	8	19	21	19	#N/A
Quarter 4	6	12	12	11	#N/A



Commentary

Over the last six months there has been a return to the types of higher figures seen prior to last year.

However, it is important to highlight that there continues to be an increase in detection being installed, in both commercial and domestic premises. A large proportion of the calls this reporting period originated from alarms in people's homes. When this is balanced against the gradual decline in dwelling fires it can be seen as a relatively positive outcome.

The Scottish Fire and Rescue Service continue to carry out its Unwanted Fire Alarms Signal (UFAS) Policy and associated procedures, which targets a reduction in service demand from UFAS through appropriate levels of response related to number of calls. Much of this work involves local crews taking proactive measures and actively seeking out possible issues before they occur. This approach also continues to build on our partnership with the business sector in the Wigtownshire area and will develop a culture of continuous improvement in regard to UFAS performance and demand reduction.